




Folding you cart



1. a) Flip the front wheel release lever on the underside of the fork assembly open by moving it towards the ground (the rounded surface will face out when open).
b) Remove the front wheel and fork assembly completely.



2. a) Pull on the handle adjustment assembly while holding the handle securely.
b) Rotate the handle down towards the rear wheels slowly until the handle is fully collapsed and rests on the rear wheels.

Limited 1 year Warranty

POLICY: The Bag Boy Company provides the original retail purchaser of each new Bag Boy cart a limited 1 year warranty against defects in materials and workmanship for the cart frame and cart wheels when purchased from an authorized Bag Boy dealer. Some degradation of the product is considered wear and tear, so warranty coverage on some items may require evaluation from Bag Boy staff.

REMEDY: This warranty is expressly limited to the repair or replacement of a defective frame, wheel, or part and is the sole remedy of the warranty. This warranty applies only to the original owner and is not transferable. Claims under this warranty must be made through Bag Boy Customer Service. Proof of purchase is required. A warranty registration card must be completed and received by The Bag Boy Company before a warranty claim can be processed. Warranty remedies are subject to depreciation based on age and use of the cart.

EXCLUSIONS: Improper assembly or follow-up maintenance voids the warranty. This warranty also does not cover damage from normal wear and tear, installation of parts or accessories not originally intended or compatible with the cart as sold, damage or failure due to accident, misuse or neglect, or modification of the frame, wheels or components. Labor charges for parts changeovers are not covered by the warranty. Additionally, this warranty does not cover damage associated with commercial use, competition, or lack of technical skill of the user.

LIABILITY LIMITATION: The Bag Boy Company shall not be responsible for incidental or consequential damages including damages for personal injury, property damage or economic losses. Some states do not allow the exclusion of incidental or consequential damages, so the above exclusion may not apply to you. This warranty gives the consumer specific legal rights, and those rights may vary from place to place. This warranty does not affect the statutory rights of the consumer.

"NO FAULT" WARRANTY: If your Bag Boy cart is damaged in a way not covered by the foregoing warranty- an accident, for example – The Bag Boy Company will work with you to replace it at a reduced cost. Please check with Bag Boy Customer Service staff regarding the latest pricing, policy guidelines and produce availability. Any cart sold through this program requires that the damaged product be returned to The Bag Boy Company before the replacement item is shipped unless otherwise instructed. Please be aware that any shipping and/or labor costs are not covered as part of this program.

Repair and Warranty Parts Availability

Time Period: The Bag Boy Company will stock its choice of replacement warranty and repair parts for a given model during the years it remains in current circulation and for 3 years post it's retirement from active status. In many cases stock of many replacement items will extend beyond this period, but no guarantees are made beyond the contract dates. The Bag Boy Company, at its discretion, may offer replacement product in cases where the needed repair parts are not readily available. This offer is not an absolute, but we will act in good faith to remedy customer difficulties in a timely manner.

Scope: The Bag Boy Company will stock normal replacement items based on product average usage data. The range of parts offered may vary from model to model as needs dictate. The range of parts may be altered within a product's life if unpredicted needs arise.

Updated 05/20/08

Contact Us

Customer Service: 1-800-955-2269

customerservice@bagboyllc.com

bagboycompany.com

Dynamic Brands



dynamicbrands.org

Printed in China




BagBoy®

First cart use-assembling your cart





1. Remove cart from the box and check that the following items are included:

- Cart frame
- Front wheel with fork
- (2) side/rear wheels
- Allen wrench




2. a) Attach the side wheels by inserting the axle of the wheel into the cart wheel hub while the release lever is in the open position.

b) Close the release latch to secure the wheel and repeat on alternate side.



3. a) Insert the front fork and wheel assembly as pictured.

b) Close the release lever on the lower side of the hub to secure the fork assembly.





4. a) Unfold the main cart frame by lifting the handle and moving the handle into the desired position while the handle adjustment collar is raised above the lower frame connection.

**The handle is designed to be adjusted to each individual's preference. There are 5 positions for the handle height.

Foot operated parking brake



To engage the parking brake, press the foot lever until you hear a click and release. To disengage, press lever again until click and release.



If your cart does not track straight you can easily align the wheel by following the steps below:

1. Standing in front of the cart, locate the 2 alignment screws in the front tips of each fork leg. (a)
2. Using the allen wrench provided, turn the alignment screw to direct the wheel as needed. (b)

**If your cart pulls to the left, tighten the right screw by turning it clockwise. If it pulls to the right, tighten the left screw.

***If you find the screw too tight to fully adjust the wheel as desired, loosen both screws to their stopping point and begin the process again. This will allow for a full range of adjustment.